



Wedge

65 1/2" x 38" x 5"

Acrylic Shower Base

Features

- Smooth bottom acrylic base
- Integral tile flange
- Contemporary look
- 8mm curved glass

Wedge

Acrylic Shower Base

WE6638 L/R

65 1/2" x 38" x 5"

1664 mm x 965 mm x 127 mm

Shower Base

- Vacuum formed acrylic reinforced with fiberglass
- Scratch, stain and fade resistant high gloss finish

Optional Accessories

- Glass Panel Door WE47PS L/R is designed for the Wedge Base WE6638 L/R

General Specifications

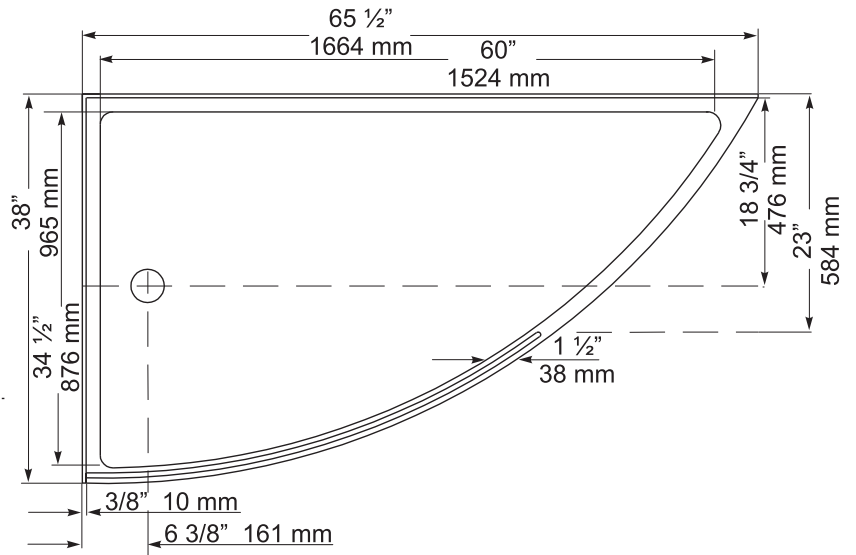
Average base weight	55 lbs	25 kg
Drain opening diameter	3 1/4"	83 mm
Drain to floor clearance	5/8"	16 mm

Meets or Exceeds the Following Specifications:

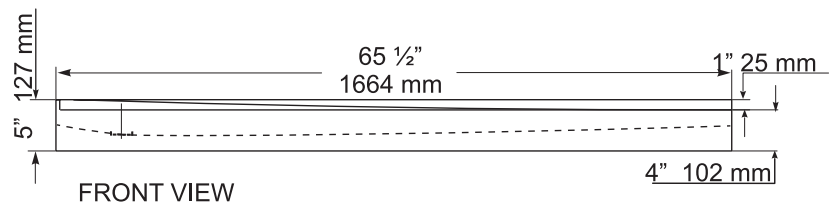
- ANSI - Z124.1.2.2005

WE6638 L/R • 1 Piece Shower Base

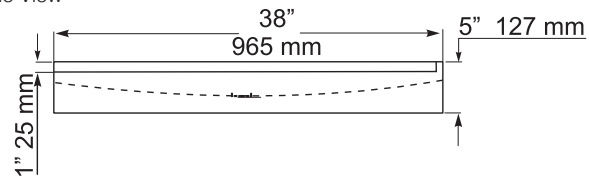
Top View



Top View



Side View



NOTES:

Shower base to be installed on the floor supported by feet and front edge.
Shim if required to level the base for adequate drainage.

Refer to installation instructions supplied for additional information.

Mirolin Industries Corp

60 Shorncliffe Road, Toronto, ON M8Z 5K1
mirolin.com support@mirolin.com
T 416 231 5790 800 MIROLIN (647 6546)
F 416 231 0929 800 463 2236

Important:

Dimensions of fixtures are nominal and may vary ± 6 mm (1/4"). These measurements are subject to change at Manufacturer's discretion.



© Copyright 2010 Mirolin Ind. The Copyright includes all content on the document.