



**Madison 3** 38" x 33 1/4" x 88" 1 Piece  
 38" x 34 1/4" x 84 1/2" 3 Piece

**Madison 4** 50" x 33 1/2" x 88" 1 Piece  
 50" x 34 1/2" x 84 1/2" 3 Piece

**Madison 5** 60" x 33 1/4" x 88" 1 Piece  
 60" x 34 1/4" x 84 1/2" 3 Piece

Acrylic Shower Stall

**Features**

- Low 4" threshold for easy entry and exit
- Includes an S shaped grab bar (not on Free Living Grand)
- Generous shelving
- Available with or without seat option
- Includes chrome floor drain



# Madison Series

## Acrylic Showerstall

Madison 3 • SH3 L/R • 38" x 33 1/4" x 88" • 965 mm x 845 mm x 2235 mm

Madison 4 • SH4 L/R • 50" x 33 1/2" x 88" • 1270 mm x 851 mm x 2235 mm

Madison 5 • SH5 L/R • 60" x 33 1/4" x 88" • 1524 mm x 838 mm x 2235 mm

### Shower Base

- Vacuum formed acrylic reinforced with fiberglass
- Scratch, stain and fade resistant high gloss finish
- 4 shelves
- Stainless steel grab bar 1 1/4" diameter powder coated white or bone and factory installed with concealed mounting
- Faster assembly with the "Snap-Fit" system (3 - pieces)
- AFD2 chrome drain is included on all models

### Optional Accessories

- A Dome Light is available for all models
- Mirolin Shower Door TD31 (Tri-Panel) and SD M30 (Swing Door) are designed for the SH3 / SH33 series
- Mirolin Shower Doors are designed for the SH4/SH43:
  - TD41 - Tri Panel Door
  - BD41 - Bypass Door
  - FD41 - Fixed Panel Door
- Mirolin Shower Doors are designed for the SH5/SH53:
  - TD54 - Tri Panel Door
  - BD54 - Bypass Door
  - FD54 - Fixed Panel Door

### Meets or Exceeds the Following Specifications:

- CAN/CSA B45 Series
- CAN/ULC-S102.2-M88 Flame Spread FRP laminate rating

### SH3 L/R • 1 Piece Shower Stall

### SH33 L/R • 3 Piece Shower Stall

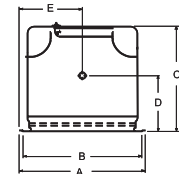
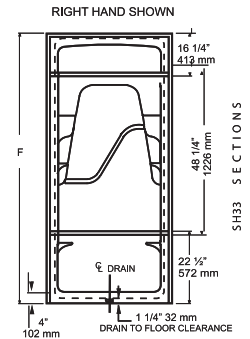
38" x 33 1/4" x 88" • 1 Piece Shower Stall

38" x 34 1/4" x 84 1/2" • 3 Piece Shower Stall

### General Specifications

Average weight: Shower Stall	135 lbs	61 kg
Drain opening diameter	3 1/4"	83 mm
Drain to floor clearance	1 1/4"	32 mm

	SH3 L/R		SH33 L/R	
A	38"	965 mm	38"	965 mm
B	36"	914 mm	36"	914 mm
C	33 1/4"	845 mm	34 1/4"	870 mm
D	19"	483 mm	19"	483 mm
E	19"	483 mm	19"	483 mm
F	88"	2235 mm	84 1/2"	2146 mm



### SH4 L/R • 1 Piece Shower Stall

### SH4 LS/RS • 1 Piece Shower Stall with Seat

### SH43 L/R • 3 Piece Shower Stall

### SH43 LS/RS • 3 Piece Shower Stall with Seat

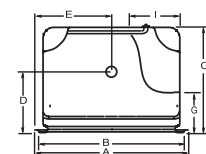
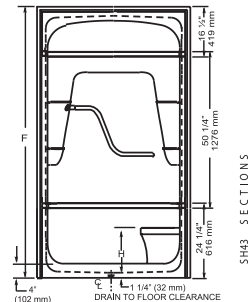
50" x 33 1/2" x 88" • 1 Piece Shower Stall with Seat

50" x 34 1/2" x 84 1/2" • 3 Piece Shower Stall with Seat

### General Specifications

Average weight: Shower Stall	150 lbs	68 kg
Drain opening diameter	3 1/4"	83 mm
Drain to floor clearance	1 1/4"	32 mm

	SH4 LS/RS	SH4 L/R	SH43 LS/RS SH43 L/R	
A	50"	1270 mm	50"	1270 mm
B	48"	1219 mm	48"	1219 mm
C	33 1/2"	851 mm	34 1/2"	876 mm
D	19"	483 mm	19"	483 mm
E	25"	635 mm	25"	635 mm
F	88"	2235 mm	84 1/2"	2146 mm
G	10 1/2"	267 mm	10 1/2"	267 mm
H	18"	457 mm	18"	457 mm
I	12"	305 mm	12"	305 mm



### SH5 L/R • 1 Piece Shower Stall

### SH53 L/R • 3 Piece Shower Stall

### SH5 LS/RS • 1 Piece Shower Stall with Seat

### SH53 LS/RS • 3 Piece Shower Stall with Seat

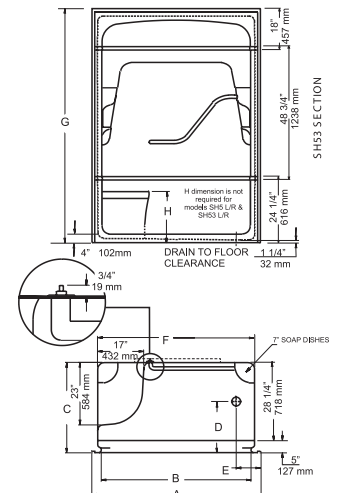
60" x 33 1/4" x 88" • 1 Piece Shower Stall

60" x 34 1/4" x 84 1/2" • 3 Piece Shower Stall

### General Specifications

Average weight: Shower Stall	192 lbs	87 kg
Drain opening diameter	3 1/4"	83 mm
Drain to floor clearance	1 1/4"	32 mm

	SH5 L/R	SH5 LS/RS	SH53 L/R	SH53 LS/RS
A	60"	1524 mm	60"	1524 mm
B	51 1/4"	1302 mm	51 1/4"	1302 mm
C	33 1/4"	845 mm	34 1/4"	870 mm
D	19"	483 mm	19"	483 mm
E	9 1/4"	235 mm	9 1/4"	235 mm
F	54"	1372 mm	55 1/2"	1410 mm
G	88"	2235 mm	84 1/4"	2146 mm
H	17"	432 mm	17"	432 mm



### NOTES:

Shower to be installed on the floor supported by the 2 feet and front edge. Shim if required to level the shower for adequate drainage.

### Important:

Dimensions of fixtures are nominal and may vary ± 6 mm (1/4"). These measurements are subject to change at Manufacturer's discretion.

### Mirolin Industries Corp

60 Shorncliffe Road, Toronto, ON M8Z 5K1

mirolin.com

support@mirolin.com

T 416 231 5790

800 MIROLIN (647 6546)

F 416 231 0929

800 463 2236

